



Model: EWR12FH

Enhanced Duty Walk-In Oven

LEWCO Enhanced-Duty Batch Ovens are designed for critical applications, such as those in the advanced materials and aerospace industries. These models offer all of the same construction features as the Normal-Duty ovens; however the performance is "enhanced" by adding additional heat capacity and larger circulation fans. Enhanced-Duty ovens also guarantee a temperature uniformity of at least +/- 10°F. The EWR Series features a rear mounted heater box, which is ideal for installations with height restrictions. Each unit is fully assembled, wired, and tested prior to shipment. All LEWCO ovens are manufactured to meet the requirements of NFPA 86.

Operating Temperature

- 200°F – 1,200°F (93°C -649°C)

Heating Source & Capacity

- Direct fired natural gas, modulating burner with direct coupled, digital actuated control valve provides visual indications of valve position
- High turndown ration allows rapid heat-up and tight temperature control.
- Low CO and NOX emissions
- F.M. compliant fuel train

Airflow Pattern

- Horizontal Airflow: Hot air is supplied from one side of the wall and pulled across horizontally to the opposite side wall.

General Construction

- 16 ga. stainless steel interior
- 18 ga. cold rolled steel exterior
- Heat loss is minimized by a unique wall design featuring a welded inner shell and a completely isolated outer frame and covers.

Finish

- Blue or gray alkyd enamel
- Optional: Premium finish for corrosive environments

Doors

- Heavy-duty doors on an isolated door frame minimize heat loss. Wire core gaskets create a tight seal for efficient heating.
- Explosion venting latches
- Standard: Bi-parting swing doors
- Optional:
 - Vertical lift guillotine door
 - Door windows

Floor

- Standard: 12 ga. plate floor
- Optional:
 - 12 ga. plate floor with (1) pair inverted angle track
 - 12 ga. plate floor with (1) pair 6" wide wheel guides
 - Insulated (100 p.s.f. max.)
 - Insulated with (1) pair inverted angle track
 - Insulated with (1) pair 6" wide wheel guides
 - No floor

Input Voltage

- Standard 480/3/60
- Please consult factory for other available options.

Controls

- Single set-point temperature controller and redundant high-limit controller
- NEMA 12 enclosure with full voltage lockable disconnect switch
- Circulation fan(s) include air proving circuits that are electrically interlocked with the heating circuit.
- Controls are wired to NFPA 70 and 79 electrical standards, and meet the requirements of NFPA 86, Class B ovens.
- Optional:
 - Door Switch
 - Batch Timer
 - Ramp/ Soak controller
 - Data logger/ chart recorder
 - Zero speed switch for fans
 - Composite curing controls

Quality Assurance

- Each unit comes complete with a (1) year warranty and is fully assembled, wired, and tested prior to shipment.
- Unit manufactured under ISO 9001 Quality Certified System.

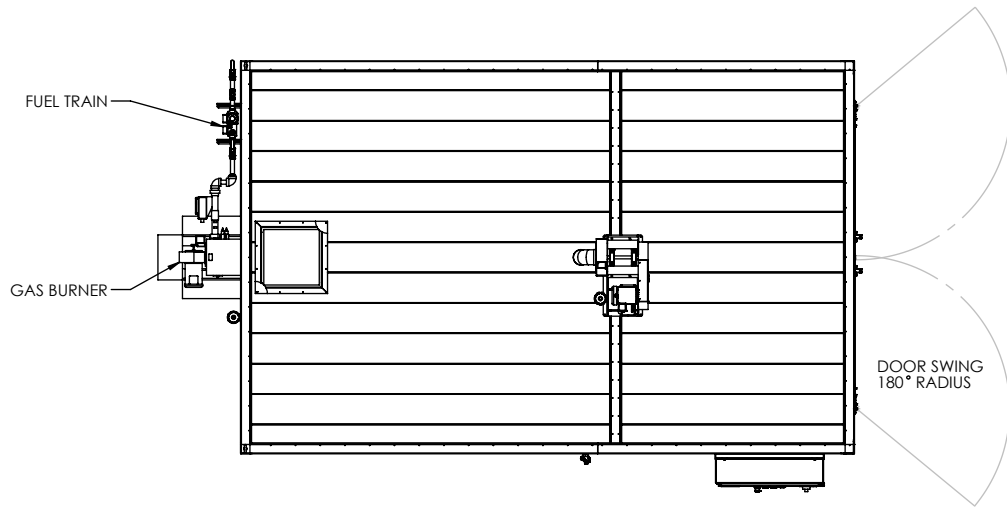


Industrial Batch Ovens

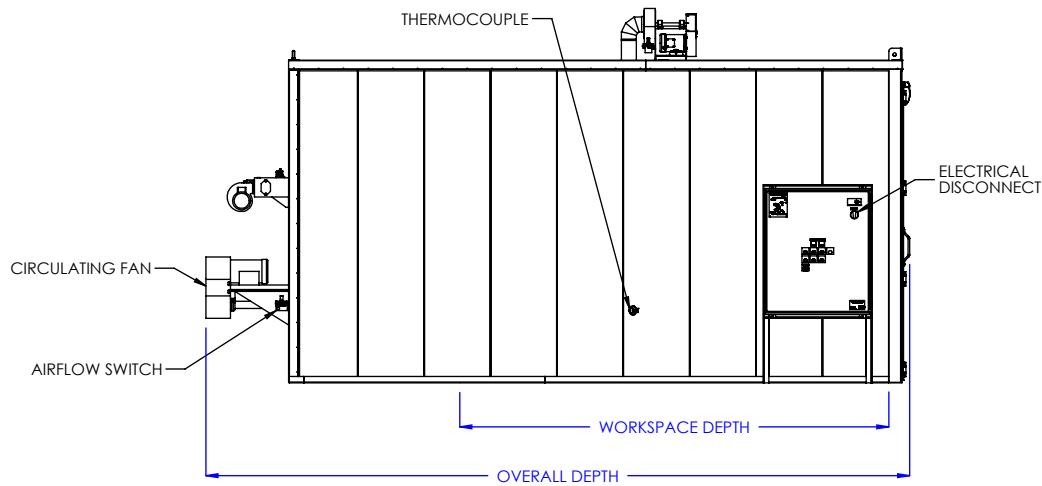
Model: EWR12FH

Model (NFPA Class B)	Overall Dimensions			Door Swing Radius	Workspace Dimensions			Burner (BTU/ Hr)	Circulating(s) Fan (CFM)	Motor(s) (HP)	Air Changes per Minute	Exhaust Fan Capacity (CFM)	Exhaust Motor (HP)	Solvents per Batch (Gals.)	Ships Fully Assembled
	"W	"D	"H		"W	"D	"H								
EWR12FH-48-48-60	94	118	132	24"	48	48	60	400,000	3,500	3	43.75	500	1	0	Yes
EWR12FH-48-48-72	94	124	144	24"	48	48	72	400,000	4,000	3	41.67	500	1	0	Yes
EWR12FH-48-48-96	98	128	168	24"	48	48	96	400,000	5,500	3	42.97	500	1	0	No
EWR12FH-48-72-72	98	158	144	24"	48	72	72	400,000	6,000	3	41.67	500	1	0	Yes
EWR12FH-48-72-96	106	158	168	24"	48	72	96	700,000	8,000	5	41.67	750	1	0	No
EWR12FH-48-96-72	106	182	144	24"	48	96	72	700,000	8,000	5	41.67	750	1	0	Yes
EWR12FH-48-96-96	110	189	168	24"	48	96	96	700,000	12,000	7 1/2	46.88	750	1	0	No
EWR12FH-60-60-60	110	140	132	30"	60	60	60	400,000	5,000	3	40.00	500	1	0	Yes
EWR12FH-60-60-72	112	146	144	30"	60	60	72	400,000	6,000	3	40.00	500	1	0	Yes
EWR12FH-60-60-96	118	146	168	30"	60	60	96	700,000	8,000	5	40.00	750	1	0	No
EWR12FH-60-72-72	114	158	144	30"	60	72	72	400,000	8,000	5	44.44	500	1	0	Yes
EWR12FH-60-72-96	122	165	168	30"	60	72	96	700,000	10,000	7 1/2	41.67	750	1	0	No
EWR12FH-60-96-96	132	194	168	30"	60	96	96	700,000	14,000	10	43.75	750	1	0	No
EWR12FH-72-72-72	134	158	144	36"	72	72	72	700,000	9,000	7 1/2	41.67	750	1	0	Yes
EWR12FH-72-72-96	138	170	168	36"	72	72	96	700,000	12,000	7 1/2	41.67	750	1	0	No
EWR12FH-72-96-96	146	203	168	36"	72	96	96	700,000	16,000	10	41.67	750	1	0	No

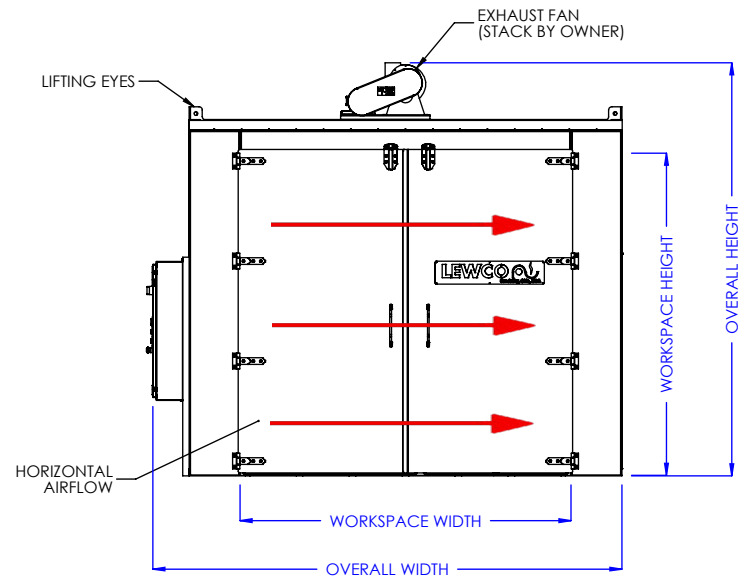
NOTE: Sizes are approximate. LEWCO, Inc. reserves the right to change specifications without notice.



PLAN VIEW



LEFT SIDE ELEVATION



FRONT ELEVATION

MODEL: EWR12FH

DESCRIPTION: ENHANCED DUTY WALK-IN OVEN, REAR MOUNT HEATER, 1,200°F, FUEL-FIRED, HORIZONTAL AIRFLOW

WARNING: OVENS PROCESSING FLAMMABLE VOLATILES OR COMBUSTIBLE MATERIALS ARE CLASSIFIED BY NFPA 86 AS "CLASS A" OVENS AND REQUIRE SPECIFIC SAFETY FEATURES. KNOW THE PROPERTIES OF THE MATERIALS BEING HEATED. EXPLOSION OR FIRE MAY RESULT FROM MISAPPLICATION.

LEWCO, INC. IS COMMITTED TO CONTINUOUS IMPROVEMENT AND RESERVES THE RIGHT TO CHANGE DESIGNS AND SPECIFICATIONS WITHOUT NOTICE.

THIS DRAWING MUST NOT BE COPIED, REPRODUCED OR USED FOR ANY PURPOSE WITHOUT THE WRITTEN CONSENT OF LEWCO, INC. ALL RIGHTS RESERVED.

DATE: 10/9/2017

REV. 001

PAGE: 1 of 1

LEWCO

706 LANE ST. SANDUSKY, OH 44870, U.S.A.