



Model: EWR08EH

Enhanced Duty Walk-In Oven

LEWCO Enhanced-Duty Batch Ovens are designed for critical applications, such as those in the advanced materials and aerospace industries. These models offer all of the same construction features as the Normal-Duty ovens; however the performance is "enhanced" by adding additional heat capacity and larger circulation fans. Enhanced-Duty ovens also guarantee a temperature uniformity of at least +/- 10°F. The EWR Series features a rear mounted heater box, which is ideal for installations with height restrictions. Each unit is fully assembled, wired, and tested prior to shipment. All LEWCO ovens are manufactured to meet the requirements of NFPA 86.

Operating Temperature

- 200°F – 800°F (93°C -427°C)

Heating Source & Capacity

- Electric, low watt density Incoloy® heaters provide years of trouble free service.
- Standard heater bank assemblies are installed in high velocity ductwork to maximize heat transfer.

Airflow Pattern

- Horizontal Airflow: Hot air is supplied from one side of the wall and pulled across horizontally to the opposite side wall.

General Construction

- 16 ga. aluminized steel interior
- 18 ga. cold rolled steel exterior
- Heat loss is minimized by a unique wall design featuring a welded inner shell and a completely isolated outer frame and covers.

Finish

- Blue or gray alkyd enamel
- Optional: Premium finish for corrosive environments

Doors

- Heavy-duty doors on an isolated door frame minimize heat loss. Wire core gaskets create a tight seal for efficient heating.
- Explosion venting latches
- Standard: Bi-parting swing doors
- Optional:
 - Vertical lift guillotine door
 - Door windows

Floor

- Standard: 12 ga. plate floor
- Optional:
 - 12 ga. plate floor with (1) pair inverted angle track
 - 12 ga. plate floor with (1) pair 6" wide wheel guides
 - Insulated (100 p.s.f. max.)
 - Insulated with (1) pair inverted angle track
 - Insulated with (1) pair 6" wide wheel guides
 - No floor

Input Voltage

- Standard 480/3/60
- Please consult factory for other available options.

Controls

- Single set-point temperature controller and redundant high-limit controller
- NEMA 12 enclosure with full voltage lockable disconnect switch
- Circulation fan(s) include air proving circuits that are electrically interlocked with the heating circuit.
- Controls are wired to NFPA 70 and 79 electrical standards, and meet the requirements of NFPA 86, Class B ovens.
- Optional:
 - Door Switch
 - Batch Timer
 - Ramp/ Soak controller
 - Data logger/ chart recorder
 - Zero speed switch for fans
 - Composite curing controls

Quality Assurance

- Each unit comes complete with a (1) year warranty and is fully assembled, wired, and tested prior to shipment.
- Unit manufactured under ISO 9001 Quality Certified System.

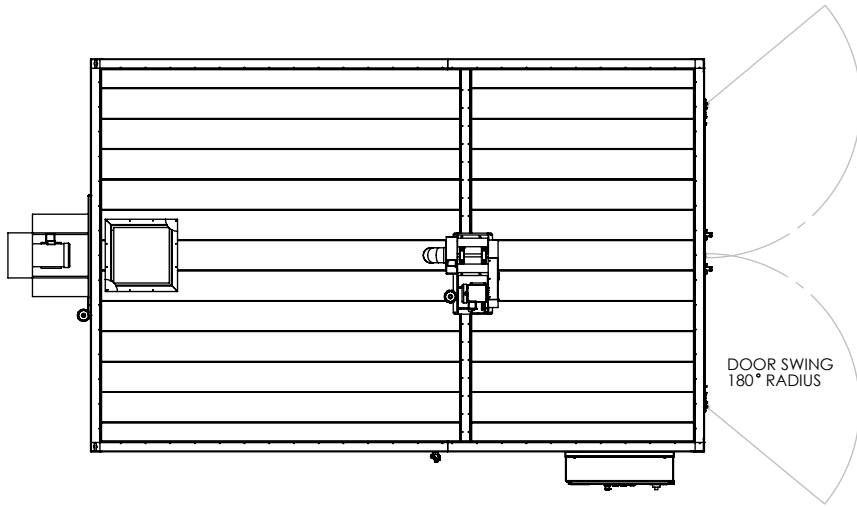


Industrial Batch Ovens

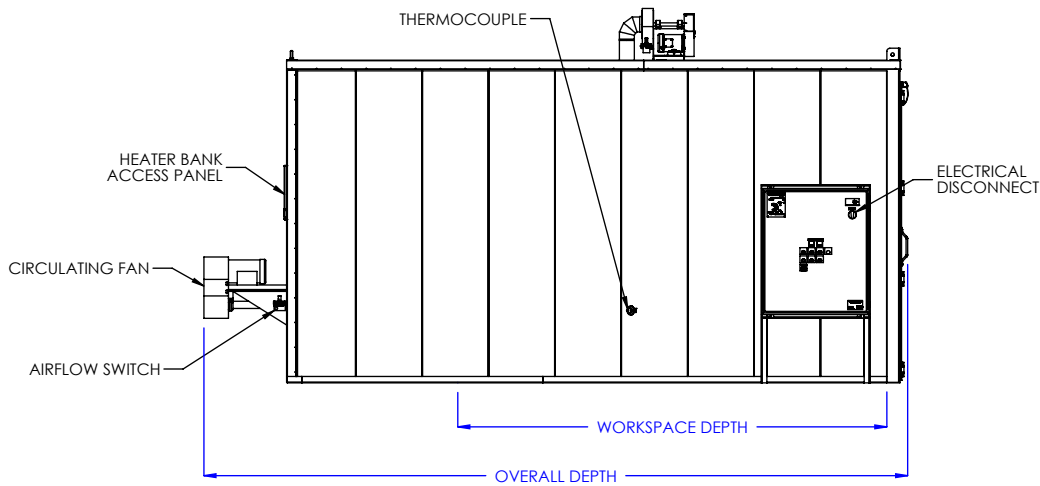
Model: EWR08EH

Model (NFPA Class B)	Overall Dimensions			Door Swing Radius	Workspace Dimensions			Heater Bank (kW)	Circulating Fan(s) (CFM)	Motor(s) (HP)	Air Changes per Minute	Exhaust Fan Capacity (CFM)	Exhaust Motor (HP)	Solvents per Batch (Gals.)	Ships Fully Assembled
	"W	"D	"H		"W	"D	"H								
EWR08EH-48-48-60	84	108	75	24"	48	48	60	54	3,500	3	43.75	N/A	N/A	0	Yes
EWR08EH-48-48-72	86	108	87	24"	48	48	72	63	4,000	3	41.67	N/A	N/A	0	Yes
EWR08EH-48-48-96	88	112	111	24"	48	48	96	72	5,500	3	42.97	N/A	N/A	0	Yes
EWR08EH-48-72-72	88	142	87	24"	48	72	72	72	6,000	3	41.67	N/A	N/A	0	Yes
EWR08EH-48-72-96	92	146	111	24"	48	72	96	81	8,000	5	41.67	N/A	N/A	0	Yes
EWR08EH-48-96-72	92	170	87	24"	48	96	72	81	8,000	5	41.67	N/A	N/A	0	Yes
EWR08EH-48-96-96	96	176	111	24"	48	96	96	99	12,000	7 1/2	46.88	N/A	N/A	0	Yes
EWR08EH-60-60-60	100	124	75	30"	60	60	60	63	5,000	3	40.00	N/A	N/A	0	Yes
EWR08EH-60-60-72	100	130	87	30"	60	60	72	72	6,000	3	40.00	N/A	N/A	0	Yes
EWR08EH-60-60-96	104	134	111	30"	60	60	96	81	8,000	5	40.00	N/A	N/A	0	Yes
EWR08EH-60-72-72	102	146	87	30"	60	72	72	81	8,000	5	44.44	N/A	N/A	0	Yes
EWR08EH-60-72-96	106	152	111	30"	60	72	96	90	10,000	7 1/2	41.67	N/A	N/A	0	Yes
EWR08EH-60-96-96	112	176	111	30"	60	96	96	108	14,000	10	43.75	N/A	N/A	0	Yes
EWR08EH-72-72-72	116	152	87	36"	72	72	72	81	9,000	7 1/2	41.67	N/A	N/A	0	Yes
EWR08EH-72-72-96	124	152	111	36"	72	72	96	99	12,000	7 1/2	41.67	N/A	N/A	0	Yes
EWR08EH-72-96-96	128	183	111	36"	72	96	96	117	16,000	10	41.67	N/A	N/A	0	Yes
EWR08EH-72-120-96	132	212	111	36"	72	120	96	153	20,000	15	41.67	N/A	N/A	0	Yes

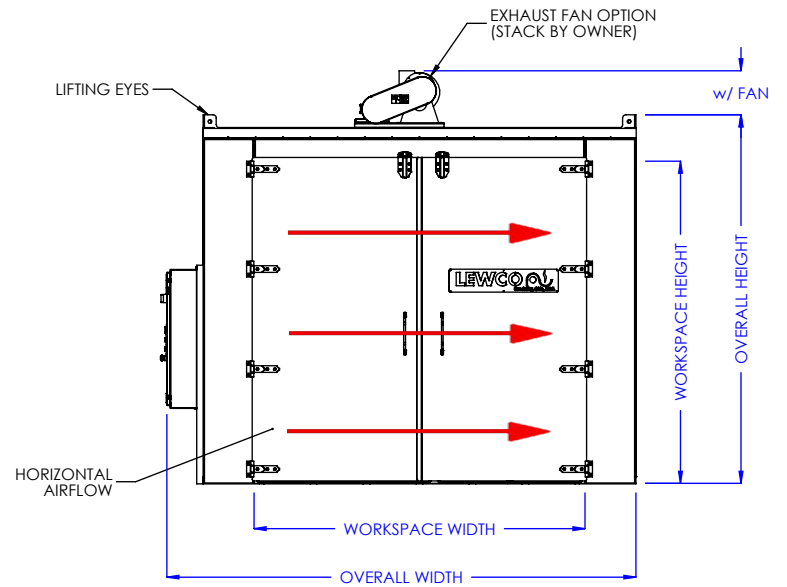
NOTE: Sizes are approximate. LEWCO, Inc. reserves the right to change specifications without notice.



PLAN VIEW



LEFT SIDE ELEVATION



FRONT ELEVATION

MODEL: EWR08EH

DESCRIPTION: ENHANCED DUTY WALK-IN OVEN, REAR MOUNT HEATER,
800° F, ELECTRIC, HORIZONTAL AIRFLOW

WARNING: OVENS PROCESSING FLAMMABLE
VOLATILES OR COMBUSTIBLE MATERIALS ARE
CLASSIFIED BY NFPA 86 AS "CLASS A" OVENS
AND REQUIRE SPECIFIC SAFETY FEATURES.
KNOW THE PROPERTIES OF THE MATERIALS
BEING HEATED. EXPLOSION OR FIRE MAY
RESULT FROM MISAPPLICATION.

LEWCO, INC. IS COMMITTED TO CONTINUOUS
IMPROVEMENT AND RESERVES THE RIGHT TO CHANGE
DESIGNS AND SPECIFICATIONS WITHOUT NOTICE.

THIS DRAWING MUST NOT BE COPIED, REPRODUCED
OR USED FOR ANY PURPOSE WITHOUT THE WRITTEN
CONSENT OF LEWCO, INC. ALL RIGHTS RESERVED.

DATE: 10/9/2017

REV. 001

PAGE: 1 of 1

LEWCO

706 LANE ST. SANDUSKY, OH 44870, U.S.A.