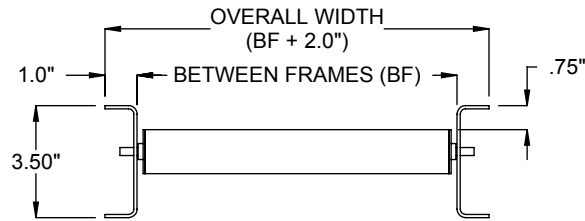
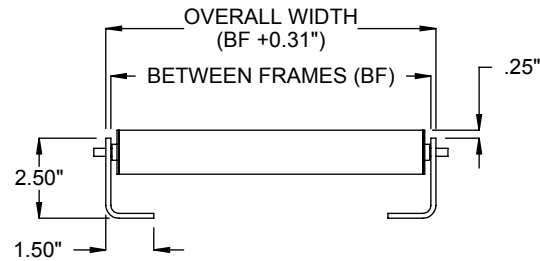


SECTION A-A

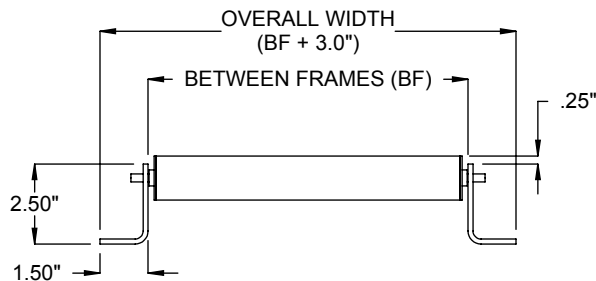
FRAME OPTIONS:



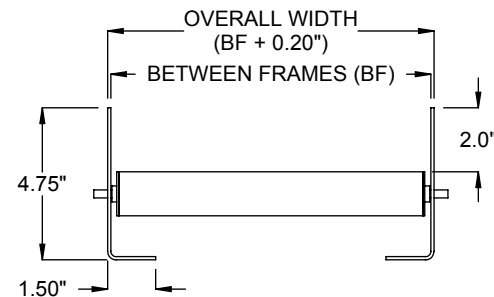
F33 CHANNEL, 3-1/2"x1"x12 ga.



F36 ANGLE, 2-1/2"x1-1/2"x8 ga.
TOED IN



F37 ANGLE, 2-1/2"x1-1/2"x8 ga.
TOED OUT



F60 ANGLE, 4-3/4"x1-1/2"x12 ga.
TOED IN

SPECIFICATIONS

BETWEEN FRAMES: 6" - 22"

LENGTH: 18" - 120"

ROLLER CENTERS: 1.5", 3", 4.5", 6", 9", 12"

ROLLERS: 1.375" dia., 18 ga. wall galvanized tubes with 1/4" round cold rolled steel axles, spring retained. Standard A02 bearings are light oil lubricated. 50 lbs. roller capacity.

FRAMES: Standard F98 set high 2-1/2" x 1" x 12ga formed steel channel with bolted 1-1/8" x 1/8" angle crossies.

ROLLER SURFACE: Standard galvanized tube. Optional roll covers includes Orange Polyurethane, 1/8" wall.

COUPLINGS: 3/8" diameter rod on one end, mating hooks on opposite end. Optional coupling is strap, butt coupler, or no couplings.

FRAME FINISH: Standard finish is OSHA safety blue powder. Optional colors include green, beige, gray, orange, black and yellow.

Model: 1418 - Gravity Roller Conveyor, 1.375 diameter 18 gauge roller

REV

0

